

TESA Standard Probes – Overview



















8 mm diameter axial probes with ball-bearing measuring bolt

						Measuring bolt retraction		Sealing bellows
			Measuring range (mm)	mm	Cable exit			
<i>Standard probes</i>								
	03210904	GT 21	± 2	4,3	axial	mechanical		Nitrile
	03210924	GT 22	± 2	4,3	radial	by vacuum		Nitrile
	03230057	GTL 21	± 2	4,3	axial	mechanical		Viton
	03230072	GTL 211	± 2	4,3	axial	by vacuum		Viton
	03230056	GTL 22	± 2	4,3	radial	by vacuum		Viton
<i>Standard high-precision probes</i>								
	03230036	GT 21HP	± 0,2	4,3	axial	mechanical		Nitrile
	03230021	GT 22HP	± 0,2	4,3	radial	by vacuum		Nitrile
<i>Standard long-travel probes</i>								
	03230027	GT 27	± 2	10,3	axial	mechanical		Viton
	03230073	GT 271	± 2	10,3	axial	by vacuum		Viton
	03230026	GT 28	± 2	10,3	radial	by vacuum		Viton
<i>Probes with extended measuring range</i>								
	03230041	GT 61	± 5	10,3	axial	mechanical		Viton
	03230074	GT 611	± 5	10,3	axial	by vacuum		Viton
	03230042	GT 62	± 5	10,3	radial	by vacuum		Viton
...with activation of the measuring bolt by pneumatic pressure								
						Pressure (bar)		Sealing bellows
			Measuring range (mm)	mm	Cable exit	nominal	maximum	
<i>Standard probes</i>								
	03230060	GTL 212	± 1,5	3,2	axial	0,7	1,0	Viton
	03230054	GTL 222	± 1,5	3,2	radial	0,7	1,0	Viton
	03230067	GTL 212-A	± 1,5	3,2	axial	0,25	6,0	none
	03230063	GTL 222-A	± 1,5	3,2	radial	0,25	6,0	none
<i>Long-travel probes</i>								
	03230061	GT 272	± 2	10,3	axial	1,1	1,5	Viton
	03230053	GT 282	± 2	10,3	radial	1,1	1,5	Viton
	03230068	GT 272-A	± 2	10,3	axial	1,0	6,0	none
	03230069	GT 282-A	± 2	10,3	radial	1,0	6,0	none
<i>Probes with extended measuring range</i>								
	03230062	GT 612	± 5	10,3	axial	1,1	1,5	Viton
	03230055	GT 622	± 5	10,3	radial	1,1	1,5	Viton
	03230070	GT 612-A	± 5	10,3	axial	1,0	6,0	none
	03230071	GT 622-A	± 5	10,3	radial	1,0	6,0	none

ELECTRONIC LENGTH MEASURING EQUIPMENT - ANALOGUE



** Nominal value of the measuring force at electrical zero, max. deviation $\pm 25\%$.
 *** Highest mechanical frequency valid for the final value of the measuring range, amplified by 10%.
 **** Linearity related max. permissible errors.

 N**	 Moving mass (g)	 Frequency limit Hz***	 Dismountable	 μm	 (L in mm) μm^{****}	 $^{\circ}\text{C}$	 IEC 60529	
0,63	6	60	●	0,01	$0,2 + 3 \cdot L^3$	-10 ÷ 65	IP65	N-17
0,63	6	60	●	0,01	$0,2 + 3 \cdot L^3$	-10 ÷ 65	IP65	N-18
0,63	6	60	●	0,01	$0,2 + 2,4 \cdot L^2$	-10 ÷ 65	IP65	N-17
0,63	6	60	●	0,01	$0,2 + 2,4 \cdot L^2$	-10 ÷ 65	IP65	N-17
0,63	6	60	●	0,01	$0,2 + 2,4 \cdot L^2$	-10 ÷ 65	IP65	N-18
0,63	6	60	–	0,01	$0,07 + 0,4 \cdot L$	10 ÷ 40	IP64	N-17
0,63	6	60	–	0,01	$0,07 + 0,4 \cdot L$	10 ÷ 40	IP64	N-18
0,63	8	60	●	0,05	$0,2 + 3 \cdot L^3$	-10 ÷ 65	IP65	N-19
0,63	8	60	●	0,05	$0,2 + 3 \cdot L^3$	-10 ÷ 65	IP65	N-19
0,63	8	60	●	0,05	$0,2 + 3 \cdot L^3$	-10 ÷ 65	IP65	N-19
0,9	8	60	●	0,05	$1 + 4 \cdot L$	-10 ÷ 65	IP65	N-20
0,9	8	60	●	0,05	$1 + 4 \cdot L$	-10 ÷ 65	IP65	N-20
0,9	8	60	●	0,05	$1 + 4 \cdot L$	-10 ÷ 65	IP65	N-20
 N**	 Moving mass (g)	 Frequency limit Hz***	 Dismountable	 μm	 (L in mm) μm^{****}	 $^{\circ}\text{C}$	 IEC 60529	
1,2	6	60	●	0,015	$0,2 + 2,4 \cdot L^2$	-10 ÷ 65	IP65	N-21
1,2	6	60	●	0,015	$0,2 + 2,4 \cdot L^2$	-10 ÷ 65	IP65	N-21
0,2	6	60	●	0,015	$0,2 + 2,4 \cdot L^2$	-10 ÷ 65	IP50	N-21
0,2	6	60	●	0,015	$0,2 + 2,4 \cdot L^2$	-10 ÷ 65	IP50	N-21
1,0	8	60	●	0,05	$0,2 + 3 \cdot L^3$	-10 ÷ 65	IP65	N-22
1,0	8	60	●	0,05	$0,2 + 3 \cdot L^3$	-10 ÷ 65	IP65	N-22
0,85	8	60	●	0,05	$0,2 + 3 \cdot L^3$	-10 ÷ 65	IP50	N-22
0,85	8	60	●	0,05	$0,2 + 3 \cdot L^3$	-10 ÷ 65	IP50	N-22
2,0	8	60	●	0,05	$1 + 4 \cdot L$	-10 ÷ 65	IP65	N-23
2,0	8	60	●	0,05	$1 + 4 \cdot L$	-10 ÷ 65	IP65	N-23
1,0	8	60	●	0,05	$1 + 4 \cdot L$	-10 ÷ 65	IP50	N-23
1,0	8	60	●	0,05	$1 + 4 \cdot L$	-10 ÷ 65	IP50	N-23



Miniature axial probes, 8 mm dia. probe housing






						Measuring bolt retraction	Sealing bellows
			Measuring range mm	mm	Cable exit		
<i>Measuring bolt hanging from diaphragm springs</i>							
	03230001	GT 41	± 0,3	0,7	axial	without	Nitrile
	03230002	GT 42	± 0,3	0,7	radial	vacuum	Nitrile
<i>Measuring bolt mounted on a plain bearing</i>							
	03230035	GT 43	± 1	2,1	axial	mechanical	Viton
	03230017	GT 44	± 1	2,1	radial	vacuum	Viton

Axial probes with measuring bolt mounted on a ball-bearing, with no brand name

						Measuring bolt retraction	Sealing bellows
			Measuring range mm	mm	Cable exit		
<i>Standard probes</i>							
	03230490	490	± 1,5	4,3	axial/radial	mechanical	Viton
	03230491	491	± 1,5	4,3	radial	vacuum	Viton
<i>Standard probes with short body</i>							
	96410012	410	± 1	2,5	axial/radial	mechanical	Nitrile
	96411014	411	± 1	2,5	radial	vacuum	Viton
<i>Standard probes with short body, 6 mm dia. fixing shank</i>							
	96160013	160	± 1	3,3	axial	mechanical	Viton
<i>Miniature probes, 8 mm dia. fixing shank</i>							
	96430029	430	± 0,5	1,25	axial	mechanical	Nitrile
	96441041	451	± 0,5	2,1	radial	vacuum	Nitrile

Lever probes

						Measuring bolt retraction	Sealing bellows
			Measuring range mm	mm	Cable exit		
	96420004	420	± 0,2	0,525	parallel	without	none
	96499007	499	± 0,5	1,2	parallel	without	none


 N**	 Moving mass g	 Frequency limit Hz***	Dismountable	 μm	 (L in mm) μm^{****}	 °C	 IEC 60529	
--	---	---	--------------	---	--	---	---	---

0,63	2	60	–	0,01	$0,2 + 5 \cdot L^2$	-10 ÷ 65	IP65	N-24
------	---	----	---	------	---------------------	----------	------	------

0,63	2	60	–	0,01	$0,2 + 5 \cdot L^2$	-10 ÷ 65	IP65	N-24
------	---	----	---	------	---------------------	----------	------	------

0,4	2	60	–	0,1	$0,2 + 5 \cdot L^2$	5 ÷ 65	IP65	N-24
-----	---	----	---	-----	---------------------	--------	------	------

0,4	2	60	–	0,1	$0,2 + 5 \cdot L^2$	5 ÷ 65	IP65	N-24
-----	---	----	---	-----	---------------------	--------	------	------

 N**	 Moving mass g	 Frequency limit Hz***	Dismountable	 μm	 %****	 °C	 IEC 60529	
--	---	---	--------------	---	---	---	---	---

0,63	6	60	●	0,02	0,2	-10 ÷ 65	IP65	N-25
------	---	----	---	------	-----	----------	------	------

0,63	6	60	●	0,02	0,2	-10 ÷ 65	IP65	N-25
------	---	----	---	------	-----	----------	------	------








0,6	3,1	58	–	0,1	0,2	0 ÷ 60	IP62	N-26
-----	-----	----	---	-----	-----	--------	------	------

0,6	3,1	58	–	0,1	0,2	0 ÷ 60	IP62	N-26
-----	-----	----	---	-----	-----	--------	------	------

0,6	2,5	60	–	0,1	0,2	0 ÷ 60	IP62	N-27
-----	-----	----	---	-----	-----	--------	------	------

0,75	1,9	60	–	0,1	0,2	0 ÷ 60	IP62	N-27
------	-----	----	---	-----	-----	--------	------	------

0,6	3	60	–	0,1	0,2	0 ÷ 60	IP62	N-27
-----	---	----	---	-----	-----	--------	------	------

 N**	 Moving mass g	 Frequency limit Hz***	Dismountable	 μm	 %****	 °C	 IEC 60529	
--	---	---	--------------	---	---	---	---	---

1,8	2,5	10	–	0,5	0,3	0 ÷ 60	IP40	N-28
-----	-----	----	---	-----	-----	--------	------	------

0,02 ÷ 0,2	10,6	10	–	0,25	0,6	0 ÷ 60	IP40	N-28
------------	------	----	---	------	-----	--------	------	------

** Nominal value of the measuring force at electrical zero, max. deviation $\pm 25\%$.

*** Highest mechanical frequency valid for the final value of the measuring range, amplified by 10%.

**** Linearity related max. permissible errors.



TESA probe with inclinable lever

						Measuring bolt retraction
	03210802	GT 31	± 0,3	0,7	angled	without

TESA universal probes

						Measuring bolt retraction (accessory)
	03230078	I-DIM	± 0,5	2	parallel	air pressure

Probes with parallel guiding

						Measuring bolt retraction (accessory)

Standard probes

	03230019	FMS 100	± 2	5,8	parallel	air pressure
	03230028	FMS 102	± 2	5,8	angled	air pressure
	03230049	FMS 130	± 2,9	5,8	parallel	air pressure
	03230050	FMS 132	± 2,9	5,8	angled	air pressure

Probes «FMS Protected»

	03230037	FMS 100-P	± 2	5,8	parallel	air pressure
	03230038	FMS 102-P	± 2	5,8	angled	air pressure
	03230051	FMS 130-P	± 2,9	5,8	parallel	air pressure
	03230052	FMS 132-P	± 2,9	5,8	angled	air pressure

* Position in relation to the measuring direction

N**	Moving mass (g)	Frequency limit Hz***	Dismountable	μm	(L in mm) μm****	°C	IEC 60529	
0,1	12	25	–	0,1	$0,2 + 50 \cdot L^2$	-10 ÷ 50	IP40	N-29
N/mm	Moving mass (g)	Frequency limit Hz***	Dismountable	μm	(L in mm) μm****	°C	IEC 60529	
0,442	33	10	–	0,01	$0,2 + 14 \cdot L^3$	5 ÷ 60	IP40	N-31
N**	Moving mass (g)	Frequency limit Hz***	Dismountable	μm	(L in mm) μm****	°C	IEC 60529	
2	110	25	●	0,5	$0,2 + 3 \cdot L^3$	-10 ÷ 65	IP50	N-33
2	110	25	●	0,5	$0,2 + 3 \cdot L^3$	-10 ÷ 65	IP50	N-34
2	110	25	●	0,5	$0,2 + 3 \cdot L^3$	-10 ÷ 65	IP50	N-33
2	110	25	●	0,5	$0,2 + 3 \cdot L^3$	-10 ÷ 65	IP50	N-34
2	110	25	●	0,5	$0,2 + 3 \cdot L^3$	-10 ÷ 65	IP54	N-33
2	110	25	●	0,5	$0,2 + 3 \cdot L^3$	-10 ÷ 65	IP54	N-34
2	110	25	●	0,5	$0,2 + 3 \cdot L^3$	-10 ÷ 65	IP54	N-33
2	110	25	●	0,5	$0,2 + 3 \cdot L^3$	-10 ÷ 65	IP54	N-34

** Nominal value of the measuring force at electrical zero, max. deviation ±25%.
 *** Highest mechanical frequency valid for the final value of the measuring range, amplified by 10%.
 **** Linearity related max. permissible errors.

