

TESA-Scan 25



840 x 640 x 460 mm,
33 x 25 x 18 in

Diameter: 0,5 s
Length: 0,5 s

Performances:
see page P-4

100/110-220/240 VAC
50/60 Hz

10 to 35°C
50 to 95°F

10 to 80%



55 kg
121 lbs

Shipping packaging

Inspection report with a declaration of conformity

Performances are based on the results obtained from clean, ground components measured at 20°C. They may be affected by the component shape and surface finish.

Technical Data

	D mm	L mm	D in	L in	
Measuring capacity	25	200	1.0	8.0	
Component capacity	59	270	2.3	10.6	2 kg/ 4.4 lbs
Resolution	0,0002	0,001	0.00001	0.00004	
Accuracy (20°C ± 1°C)	1,5+(0,01 D) µm (D in mm)	6 + (0,01 L) µm (L in mm)	(0.06 + 0.01 D)/ 1000 in (D in in)	(0.24 + 0.01 L)/ 1000 in (L in in)	
Repeatability (±2s = 95%)	0,001	0,0025	0.00004	0.0001	



02430000

TESA-Scan 25 (Ø 25 x L 200 mm). Measuring Centre with part rotation including 1 headstock Z173-3004, 1 tailstock Z125-3003 plus 2 male centres TL02-0001. Supplied with PC, mouse, installed **Windows XP Multilingual** operating system, TFT monitor 17", US keyboard, Pro-Measure/Pro-Composer with Handbook E-F-D on CD (order No. 02460011).

Pro-measure/
Pro-Composer
see page 11

TESA-Scan 50


Measuring capacity:
D = 50 mm, L = 275 mm



TESA-Scan 50 C Plus

Measuring capacity:
D = 50 mm,
L = 275 mm

Equipped with slewing mechanism for thread measurement using advanced functions.



Technical Data

	D mm	L mm	D in	L in	
TESA-Scan 50					
Measuring capacity	50	275	1.96	10.8	
Component capacity	100	290	3.9	11.4	4 kg/ 8.8 lbs
Resolution	0,0003	0,001	0.00001	0.00004	
Accuracy (20°C ± 1°C)	2 + (0,01 D) µm (D in mm)	7 + (0,01 L) µm (L in mm)	(0.08 + 0.01 D)/ 1000 in (D in in)	(0.28 + 0.01 L)/ 1000 in (L in in)	
Repeatability (±2s = 95%)	0,001	0,0025	0.00004	0.0001	

	D mm	L mm	D in	L in	
TESA-Scan 50 C Plus					
Measuring capacity	50	275	1.96	10.8	
Component capacity	100	290	3.9	11.4	4 kg/ 8.8 lbs
Tilting for thread measurement	max. 15°				
Resolution	0,0003	0,001	0.00001	0.00004	
Accuracy (20°C ± 1°C)	2 + (0,01 D) µm (D in mm)	7 + (0,01 L) µm (L in mm)	(0.08 + 0.01 D)/ 1000 in (D in in)	(0.28 + 0.01 L)/ 1000 in (L in in)	
Repeatability (±2s = 95%)	0,001	0,0025	0.00004	0.0001	

No

=

02430010 **TESA-Scan 50** (Ø 50 x L 275 mm). Measuring Centre with part rotation. Basis machine including 1 headstock Z178-3004, 1 tailstock Z178-3003 plus 2 male centres TL02-0002. Supplied along with PC, mouse, installed **Windows XP Multilingual** operating system TFT monitor 17", US keyboard, Pro-Measure/Pro-Composer with Handbook E-F-D on CD (order No. 02460011).

02430020 **TESA-Scan 50 C Plus** (Ø 50 x L 275 mm). Measuring Centre with rotation and slewing mechanism for thread measurement. Basis machine including 1 headstock Z178-3004, 1 tailstock Z178-3003 plus 2 male centres TL02-0002. Supplied along with PC, mouse, installed **Windows XP Multilingual** operating system, TFT monitor 17", US keyboard, Pro-Measure/Pro-Composer with Handbook E-F-D on CD (order No. 02460011).



1050 x 800 x 580 mm,
41 x 32 x 23 in

Diameter: 0,5 s
Length: 0,5 s

Performances:
see page P-4

100/110-220/240 VAC
50/60 Hz

10 to 35°C
50 to 95°F

10 to 80%



115 kg, 250 lbs
125 kg, 272 lbs

Shipping packaging

Inspection report with a declaration of conformity

Performances are based on the results obtained from clean, ground components measured at 20 °C. They may be affected by the component shape and surface finish.

Pro-measure/
Pro-Composer
see page 11



1050 x 800 x 580 mm,
41 x 32 x 23 in

Diameter: 0,5 s
Length: 0,5 s

Performances:
see page P-4

100/110-220/240 VAC
50/60 Hz

10 to 35°C
50 to 95°F

10 to 80%



160 kg, 350 lbs

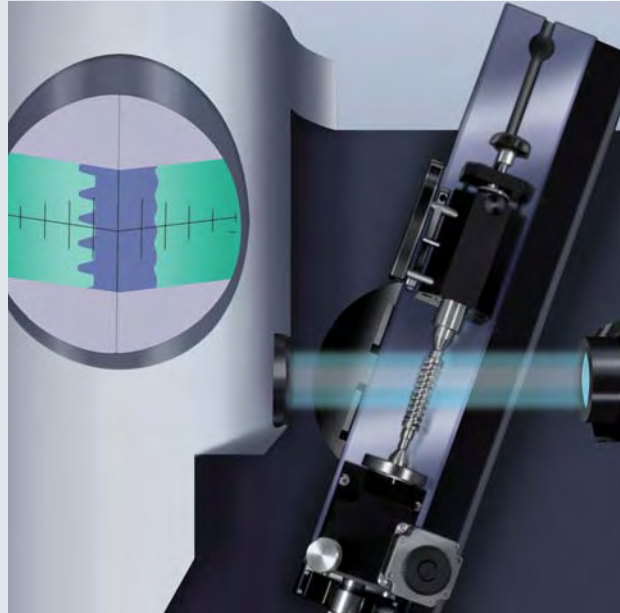
Shipping packaging

Inspection report with a declaration of conformity

TESA-Scan 50 CE Plus

Measuring capacity: D = 50 mm, L = 275 mm

Equipped with slewing mechanism for thread measurement using advanced functions (tilting through to 30°).



Technical Data

	D mm	L mm	D in	L in	
Measuring capacity	50	275	1.96	10.8	
Component capacity	100	290	3.9	11.4	4 kg/ 8,8 lbs
Tilting for thread measurement	max. 30°				
Resolution	0,0003	0,001	0.00001	0.00004	
Accuracy (20°C ± 1°C)	2 + (0,01 D) µm (D in mm)	7 + (0,01 L) µm (L in mm)	(0.08 + 0.01 D)/ 1000 in (D in in)	(0.28 + 0.01 L)/ 1000 in (L in in)	
Repeatability (±2s = 95%)	0,001	0,0025	0.00004	0.0001	

Performances are based on the results obtained from clean, ground components measured at 20 °C. They may be affected by the component shape and surface finish.




02430030 TESA-Scan 50 CE Plus (Ø 50 x L 275 mm). Measuring Centre with part rotation and slewing mechanism for thread measurement. Basis machine including 1 headstock Z178-3004, 1 tailstock Z178-3003 plus 2 male centres TL02-0002. Supplied along with PC, mouse, installed **Windows XP Multilingual** operating system, TFT monitor 17", US keyboard, Pro-Measure/Pro-Composer with Handbook E-F-D on CD (order No. 02460011).

Pro-measure/
Pro-Composer
see page 11

TESA-Scan 50 Plus

Measuring capacity: D = 50 mm, L = 500 mm

Equipped with slewing mechanism for thread measurement using advanced functions.



1450 x 800 x 580 mm,
57 x 32 x 23 in



Diameter: 0,5 s
Length: 0,5 s



Performances:
see page P-4



100/110-220/240 VAC
50/60 Hz



10 to 35°C
50 to 95°F



10 to 80%



160 kg, 350 lbs



Shipping
packaging



Inspection
report with
a declaration
of conformity

Technical Data

	D mm	L mm	D in	L in	
Measuring capacity	50	500	1.96	19.7	
Component capacity	100	515	3.9	20.3	6 kg/ 13,2 lbs
Tilting for thread measurement	max. 15°				
Resolution	0,0003	0,001	0.00001	0.00004	
Accuracy (20°C ± 1°C)	2 + (0,01 D) µm (D in mm)	7 + (0,01 L) µm (L in mm)	(0.08 + 0.01 D)/ 1000 in (D in in)	(0.28 + 0.01 L)/ 1000 in (L in in)	
Repeatability (±2s = 95%)	0,001	0,0025	0.00004	0.0001	

Performances are based on the results obtained from clean, ground components measured at 20 °C. They may be affected by the component shape and surface finish.

No



02430040

TESA-Scan 50 Plus (Ø 50 x L 500 mm). Measuring Centre with part rotation and slewing mechanism for thread measurement. Basis machine including 1 headstock Z178-3004, 1 tailstock Z178-3003 plus 2 male centres TL02-0002. Supplied along with PC, mouse, installed **Windows XP Multilingual** operating system, TFT monitor 17", US keyboard, Pro-Measure/Pro-Composer with Handbook E-F-D on CD (order No. 02460011).

Pro-measure/
Pro-Composer
see page 11

TESA-Scan 80 / 80 Plus



1500 x 750 x 520 mm,
60 x 30 x 20 in

Diameter: 0,5 s
Length: 0,5 s

Performances:
see page P-4

100/110-220/240 VAC
50/60 Hz

10 to 35°C
50 to 95°F

10 to 80%



250 kg, 552 lbs
260 kg, 574 lbs

Shipping packaging

Inspection report with a declaration of conformity

Technical Data

	D mm	L mm	D in	L in	
Measuring capacity	80	500	3.1	19.7	
Component capacity	100	515	3.9	20.3	6 kg/ 13.2 lbs
Tilting for thread measurement	(80 Plus) max. helix angle 10°				
Resolution	0,0002	0,001	0.00001	0.00004	
Accuracy Ø <30 mm	1,5+(0,01 D) µm (D in mm)	7 + (0,01 L) µm (L in mm)	(0.06 + 0.01 D)/ 1000 in (D in in)	(0.28 + 0.01 L)/ 1000 in (L in in)	
Ø >30 mm (20°C ± 1°C)	2 + (0,01 D) µm (D in mm)	8 + (0,01 L) µm (L in mm)	(0.08 + 0.01 D)/ 1000 in (D in in)	(0.35 + 0.01 L)/ 1000 in (L in in)	
Repeatability (±2s = 95%)	0,001	0,003	0.00004	0.00012	
Air supply	4-6 bar		60-90 PSI		

Performances are based on the results obtained from clean, ground components measured at 20 °C. They may be affected by the component shape and surface finish.



02430050 **TESA-Scan 80** (Ø 80 x L 500 mm). Measuring Centre with part rotation. Basis machine including 1 headstock Z178-3004, 1 tailstock Z178-3003 plus 2 male centres TL02-0002. Supplied along with PC, mouse, installed **Windows XP Multilingual** operating system, TFT monitor 17", US keyboard, Pro-Measure/Pro-Composer with Handbook E-F-D on CD (order No. 02460011).

02430060 **TESA-Scan 80 Plus** (Ø 80 x L 500 mm). Measuring Centre with protective enclosure, part rotation and slewing mechanism for thread measurement. Basis machine including 1 headstock Z178-3004, 1 tailstock Z178-3003 plus 2 male centres TL02-0002. Supplied along with PC, mouse, installed **Windows XP Multilingual** operating system, TFT monitor 17", US keyboard, Pro-Measure/Pro-Composer with Handbook E-F-D on CD (order No. 02460011).

Pro-measure/
Pro-Composer
see page 11

TESA-Scan 100 / 130



- ✓
- 2234 x 988 x 943 mm, 88 x 38.9 x 37.2 in
- Diameter: 0,5 s
Length: 0,5 s
- Performances: see page P-4
- 100/110-220/240 VAC
50/60 Hz
- 10 to 35°C
50 to 95°F
- 10 to 80%
- ✓
- 700 kg,
1545 lbs
- Shipping packaging
- Inspection report with a declaration of conformity

Technical Data

	D mm	L mm	D in	L in	
Measuring capacity	100/130	800	3.94/5.1	31.5	
Component capacity	250	850	9.84/9.84	33.5	30 kg/ 66 lbs
Resolution	0,0002	0,001	0.00001	0.00004	
Accuracy	2 + (0,01 D) µm (D in mm)	8 + (0,01 L) µm (L in mm)	(0.08 + 0.01 D)/ 1000 in (D in in)	(0.28 + 0.01 L)/ 1000 in (L in in)	
Repeatability (±2s = 95%)	0,001	0,003	0.00004	0.00012	
Air supply	6 bar		90 PSI		

Performances are based on the results obtained from clean, ground components measured at 20°C. They may be affected by the component shape and surface finish.

02430071		TESA-Scan 100 (Ø 100 x L 800 mm). Measuring Centre with part rotation. Basis machine including 1 headstock, 1 tailstock plus 2 male centres. Supplied along with PC, mouse, installed Windows XP Multilingual operating system, TFT monitor 17", US keyboard, Pro-Measure/Pro-Composer with Handbook E-F-D on CD (order No. 02460011).
02430070		TESA-Scan 130 (Ø 130 x L 800 mm). Measuring Centre with protective enclosure and part rotation, including: 1 headstock, 1 tailstock plus 2 male centres. Supplied along with PC, mouse, installed Windows XP Multilingual operating system, TFT monitor 17", US keyboard, Pro-Measure/Pro-Composer with Handbook E-F-D on CD (order No. 02460011).

Pro-measure/
Pro-Composer
see page 11

Software and Interfaces

*Software*

02460011	Pro-Measure/Pro-Composer along with hard-key plus Handbook in English, French and German on CD. Another version can additionally be made available for off-line programming.
02460010	Pro-Measure/Pro-Composer (CD only)

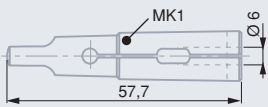
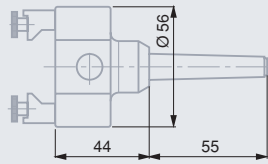
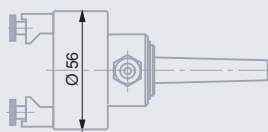
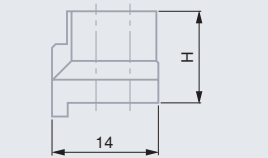
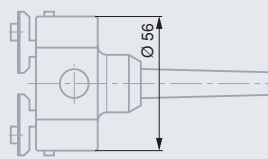
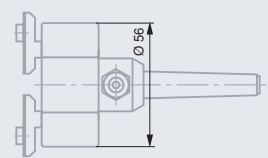
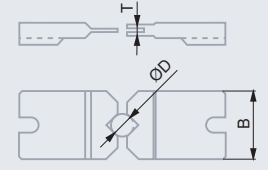
Interfaces

XS01-0001	Gageport NT interface for inductive probe, 2 probe inputs
XS01-0011	Gageport NT interface, digital, 2 probe inputs
XS01-0008	Gageport NT interface, digital, 4 probe inputs
XS01-0010	Extension unit for inductive probes, 8 probe inputs
XS01-0013	Gageport extension box (for 4 modules)
04761061	*Connecting cable Gageport to PC
04761054	*Power supply
04761055	*EU connecting cable
04761056	*US connecting cable

* Instead of XS00-0006



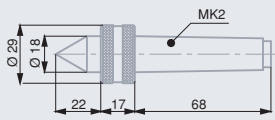
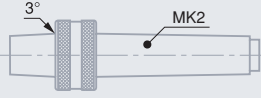
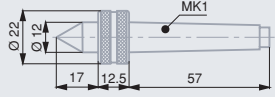
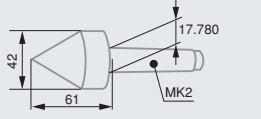
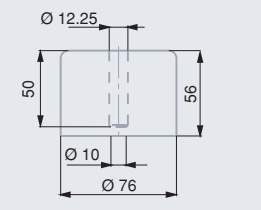
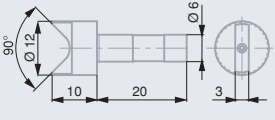
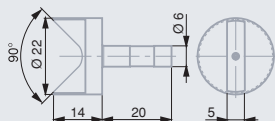
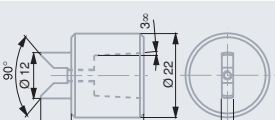
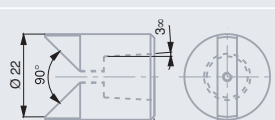
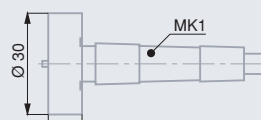
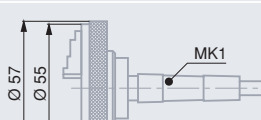
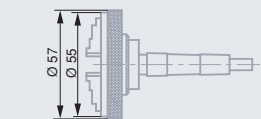
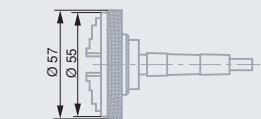
Accessories

Order Number		Morse 1 TESA-Scan 25	Morse 2 TESA-Scan 50 TESA-Scan 80	Notes	Description
TL01-0002		●	—	—	Centre adapter with a 6 mm dia. coupling bore
TL01-0003		●	● Requires TL01-0027	External clamping for manual use	Two-jaw gripper
TL01-0004		●	● Requires TL01-0027	External clamping for use with air pressure	Two-jaw gripper
TL01-0005 H = 18 TL01-0006 H = 22		For TL01-0003 TL01-0004	—	—	Raising blocks for external jaws, in pairs
TL01-0007		●	● Requires TL01-0027	Internal clamping for manual use	Two-jaw gripper
TL01-0008		●	● Requires TL01-0027	Internal clamping for use with air pressure	Two-jaw gripper
TL01-0009 0÷6 mm T = 1,5 TL01-0010 0÷6 mm T = 3 TL01-0011 6÷12 mm T = 3 TL01-0012 12÷18 mm T = 6 TL01-0013 18÷24 mm T = 9 TL01-0038 0÷6 mm T = 6 TL01-0039 0÷6 mm T = 15 TL01-0040 6÷12 mm T = 15		For TL01-0003 TL01-0004	—	—	External jaws, in pairs
TL01-0021	Set of jaws including: TL01-0009 TL01-0010 TL01-0011 TL01-0012 TL01-0013	For TL01-0003 TL01-0004	—	—	External jaws, in pairs



Order Number		Morse 1 TESA-Scan 25	Morse 2 TESA-Scan 50 TESA-Scan 80	Notes	Description
TL01-0015 D = 4-5 mm H = 6,6 mm TL01-0016 D = 5-6 mm H = 8,6 mm TL01-0017 D = 6-8 mm H = 11,5 mm TL01-0018 D = 8-11 mm H = 17,5 mm TL01-0019 D = 11-15 mm H = 20 mm TL01-0020 D = 15-19 mm H = 20,2 mm		For TL01-0007 TL01-0008	-	-	Internal jaws, in pairs
TL01-0022	Set of jaws including: TL01-0015 TL01-0016 TL01-0017 TL01-0018 TL01-0019 TL01-0020	For TL01-0007	-	-	Internal jaws, in pairs
TL01-0026		-	●	-	Centre adapter with a 6 mm dia. coupling bore
TL01-0027		-	●	-	Reduction sleeve, Morse 2 to 1
TL02-0001		●	-	2 items provided with TESA-Scan 25	Extra male centre, 10 mm
TL02-0002		-	●	2 items provided with TESA-Scan 50 TESA-Scan 80	Extra male centre, 17 mm
TL02-0003		●	-	Diamond coated 10 mm	Drive centre
TL02-0016		●	-	For added sleeves Z173- 0922/0923	Rotation centre with a B12 male taper plus a Morse 1 taper shank



Order Number		Morse 1 TESA-Scan 25	Morse 2 TESA-Scan 50 TESA-Scan 80	Notes	Description
TL02-0017		-	●	-	Rotation centre, Morse 2
TL02-0018		-	●	-	Rotation centre with a B12 male taper plus a Morse 1 shank
TL02-0019		●	-	-	Rotation centre, Morse 1
TL02-0021		-	●	-	Rotation centre, Morse 2
Z173-0908		For TL01-0003 TL01-0004 TL01-0007 TL01-0008	-	Ensures stable positioning for mounting jaws	Vertical support
Z173-0920		● Requires TL01-0002	● Requires TL01-0026	-	Female centre, 10 mm dia.
Z173-0921		● Requires TL01-0002	● Requires TL01-0026	-	Female centre, 20 mm dia.
Z173-0922		● Requires TL02-0016	-	-	Female centre, 10 mm dia. Also with internal B12 taper
Z173-0923		● Requires TL02-0016	-	-	Female centre, 10 mm dia. Also with internal B12 taper
Z173-0961		●	-	-	Platten, 30 mm dia.
Z173-2020		●	● Requires TL01-0027	Clamping capacity: outside 1÷15 mm inside 11÷26 mm	3-jaw chuck, clamping range 1÷15 mm
Z173-2024		-	●	-	6-jaw chuck, clamping range 0,7÷15 mm
Z173-2025		●	-	-	

Order Number		Morse 1 TESA-Scan 25	Morse 2 TESA-Scan 50 TESA-Scan 80	Notes	Description
Z178-2009		-	●	Used to drive components between fixed centres. Directly fitted on the headstock.	Drive mechanism
Z178-2020		-	●	Clamping capacity: outside 2÷50 mm inside 23÷50 mm	3-jaw chuck with Morse 2 taper shank, clamping range 2÷50 mm
Z178-2025		-	●	-	Platten, 80 mm dia. Also with a Morse 2 taper shank
Z178-2026		-	●	Diamond coated	Drive centre, Ø 40 mm. Also with a Morse 2 taper shank
Z178-0607		-	●	-	Female centre, 40 mm dia. Also with a Morse 2 taper shank
Z178-0610		-	●	-	Male centre, 15÷40 mm dia. Also with a Morse 2 taper shank
Z178-0940		-	●	Requires TL02-0018	Female centre, 10 mm dia., Also with a B12 internal taper
Z178-0941		-	●	Requires TL02-0018	Female centre, 10 mm dia., Also with a B12 internal taper
Z178-0942		-	●	Requires TL02-0018	Female centre, 10 mm dia., Also with a B12 internal taper
Z178-3028		-	●	-	Drive centre, 42 mm dia. max.

